

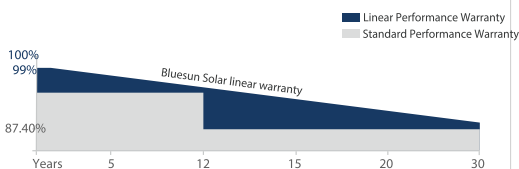
BSM600M10-72HNNH 580~600W[®] HALF CELL TOPCON BIFACIAL

BLUESUN SOLAR CO.,LTD

Bluesun, founded in 2004, as a superior photovoltaic manufacturer, is devoted to the R&D and the production of crystalline silicon solar cells and modules for 17 years. The company has its sales areas spread all over more than 100 countries and regions in the world, and the cumulative historical shipments exceeded 12 GW.

PERFORMANCE WARRANTY

- Enhanced Product Warranty on Materials and Workmanship.
- Linear Power Performance Warranty*
- Annual Degradation Over 30 years no more than 0.4%



MANAGEMENT SYSTEM CERTIFICATES

- ISO 9001:2015 / Quality management system
- ISO 14001:2015 / Standards for environmental
- ISO 45001: 2018 / International standards for occupational health & safety

PRODUCT CERTIFICATES

IEC 61215 / IEC 61730 / CE



THE IDEAL SOLUTION FOR:

- Rooftop arrays on residential buildings
- Ground-mounted solar power plants



High module conversion efficiency
MBB Half Cell Technology, Module efficiency up to 23.2%



Withstanding harsh environment
Reliable quality leads to a better sustainability even in harsh environment like desert, farm and coastline



PID Resistance
Excellent Anti-PID performance guarantee via optimized mass-production process and materials control



Excellent weak light performance
More power output in weak light condition, such as cloudy, morning and sunset



Extended wind and snow load tests
Module certified to withstand extreme wind (2400 Pa) and snow loads (5400 Pa)

SPECIFICATIONS

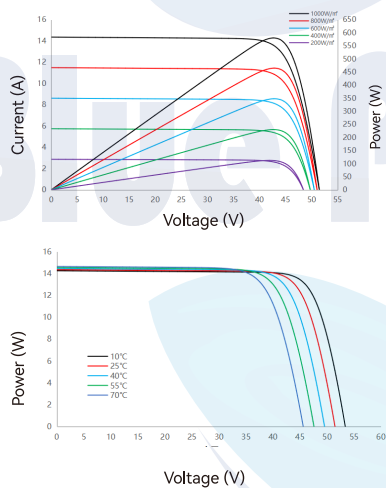
Module Type	BSM580M10-72HNNH		BSM585M10-72HNNH		BSM590M10-72HNNH		BSM595M10-72HNNH		BSM600M10-72HNNH	
	STC	NMOT	STC	NMOT	STC	NMOT	STC	NMOT	STC	NMOT
Maximum Power (Pmax/W)	580	436.2	585	440	590	444	595	448	600	452
Operating Voltage (Vmp/V)	43.28	40.05	43.48	40.10	43.68	40.15	43.88	40.2	44.08	40.25
Operating Current (Imp/A)	13.41	10.86	13.47	10.94	13.53	11.02	13.59	11.10	13.65	11.18
Open-Circuit Voltage (Voc/V)	51.64	49.05	51.84	49.24	52.04	49.43	52.24	49.62	52.44	49.81
Short-Circuit Current (Isc/A)	14.29	11.60	14.33	11.64	14.37	11.68	14.41	11.72	14.45	11.76
Module Efficiency η (%)	22.5		22.7		22.8		23.0		23.2	

STC: Irradiance 1000W/m², Cell Temperature 25°C, Air Mass AM1.5 NMOT: Irradiance at 800W/m², Ambient Temperature 20°C, Air Mass AM1.5, Wind Speed 1m/s

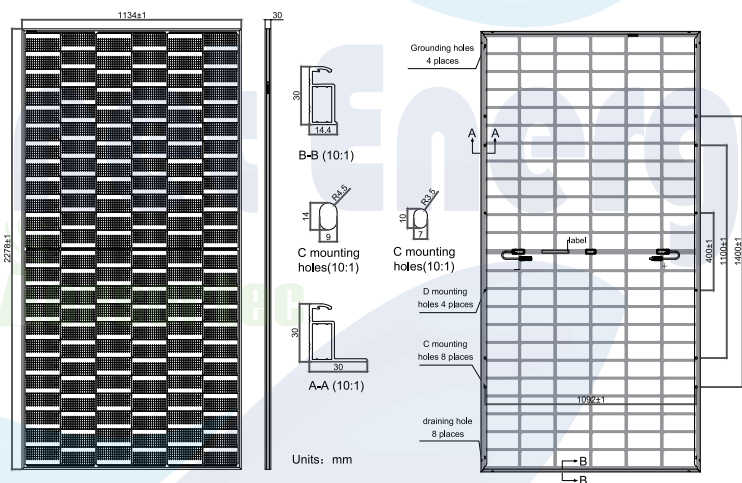
Electrical characteristics with different rear side power gain (refer to 580W front)

Power Gain	5%	10%	15%	20%	25%
Maximum Power (Pmax/W)	609	638	667	696	725
Open-Circuit Voltage (Voc/V)	51.4	51.4	51.4	51.5	51.5
Operating Voltage (Vmp/V)	42.97	42.97	42.97	42.98	42.98
Short-Circuit Current (Isc/A)	14.8	15.36	15.91	16.48	17.04
Operating Current (Imp/A)	14.18	14.85	15.53	16.2	16.87

I-V CURVE



ENGINEERING DRAWINGS



MECHANICAL SPECIFICATION

Cell Type	N-type Topcon
Cell Arrangement	144 (6*24)
Weight	32.7kg
Module Dimensions	2278*1134*30mm
Cable Length	+400mm, -200mm or \pm 1200mm, length can be customized
Cable Cross Section Size	TUV: 4mm ² (0.006inches ²)/UL: 12AWG
Front Glass	2.0mm high transmittance, AR coated tempered Glass
Rear Glass	2.0mm high transmittance, coated tempered Glass
No. of Bypass Diodes	3
Packing Configuration	36pcs/carton, 720pcs/40hq
Frame	Anodized Aluminium Alloy
Junction Box	IP68

OPERATING CONDITIONS

Maximum System Voltage	1500V DC
Operating Temperature	-40°C ~ +85°C
Maximum Series Fuse	30A
Static Loading	Snow Loading: 5400Pa/ Wind Loading: 2400Pa
Conductivity at Ground	\leq 0.1 Ω
Safety Class	II
Resistance	\geq 100M Ω
Connector	T01/LJQ-3-CSY/MC4/MC4-EVO2
Backside Output Ratio*	80% \pm 5%
*Under STC: Backside Output Ratio = Pmax(rear) / Pmax(front)	

TEMPERATURE COEFFICIENT

Temperature Coefficient Pmax	-0.30%/°C
Temperature Coefficient Voc	-0.25%/°C
Temperature Coefficient Isc	+0.046%/°C
NMOT	45 \pm 2°C